

Bromsgrove and Redditch - HECA Update 2015

Introduction

The Secretary of State for Energy and Climate Change requires local authorities in England to provide an update report every two years setting out the energy conservation measures that the authority considers practicable, cost-effective and likely to result in significant improvement in the energy efficiency of residential accommodation in the area. The initial report published in March 2013 set out how the Council's intended to help householders take advantage of financial incentives such as the Green Deal, Energy Company Obligation (ECO), Renewable Heat Incentive (RHI), Feed in Tariff (FIT) and any other schemes that became available.

This first progress report provides an update on the progress that Bromsgrove District Council and Redditch Borough Council is making against these and a summary of the type of actions taken to bring about the necessary change.

Summary

Since HECA was first introduced in 1995, both Council's took the challenge of improving household energy efficiency seriously and achieved the savings as illustrated below. This was achieved by promotion and advice to households and the practical measures of insulation and heating improvements including renewable energy technology. This success was the result of working together with communities, local contractors, energy suppliers and various local and national agencies and introducing improvement programmes for our own housing stock. We gained support by sharing experiences with neighbouring local authorities and replicating successful actions, engaging with the local insulation installers and supporting them to access funding from energy suppliers when they were obligated to fund energy efficiency.

	% improvement	Energy saved (GJ)	Carbon saved (tCO₂)
Bromsgrove DC	29.58	1,376,770	84,243
Redditch BC	30.69	1,034,253	99,240

With the introduction of Green Deal in the Energy Act 2010 and the further energy supplier obligations under ECO, the council has supported Act on Energy (a local energy efficiency charity) to create a referral network to local contractors who can access ECO and Green Deal Providers who can provide Green Deal measures backed by Green Deal Finance. This network will continue into the future to make the installation of appropriate improvement measures as seamless and cost effective as possible.

The Councils do not have the resources to employ a full time HECA Officer and the appointed officer shares this duty with other duties. The officer is supported though a service level agreement with Act on Energy to provide a free local energy saving advice service and helpline for householders and to promote this through local community events throughout the district and other support. This is the most cost effective way of planning and delivering local projects and benefits from the service being shared with 11 other local authorities in the area.

The council's is also part of a wider Worcestershire based scheme which was funded through Public Health until 2013 called "Warmer Worcestershire". This provides a number of special services for those in particular need and those most likely to suffer from fuel poverty and the adverse health conditions caused. The scheme provides help and advice, practical support such as emergency heaters, boiler servicing and breakdown cover, additional support for loft and cavity wall insulation, benefit checks to maximise income and practical services from local agencies including home visits, snow clearing, shopping and transport. The scheme is co-ordinated by the County Council and Act on Energy and utilises the services of agencies across the county.

In addition the council, worked alongside district and county partners to submit a bid for the Green Deal Communities Fund. This was a successful bid and we are working with communities to deliver a solid wall insulation scheme, providing support for private householders to enable them to achieve the golden rule and access the Green Deal. This runs alongside the existing programme within Redditch Borough Council to externally insulate its own stock utilising ECO funding and the council's own social housing capital funds to deliver works.

Looking Back at our Success – 2013 – 2015

Over the last two years we have been working hard to continuing the successes achieved with our previous HECA work. We have worked with partners and across our own stock to deliver both educational and practical measures to provide lower bills, warmer homes and reduced carbon emissions. Below is a sample of our projects.

Green Deal Communities Fund

Working in partnership with the County Council, Act on Energy and other district partners, we are supporting residents to receive external wall insulation, utilising government Green Deal Communities funding, ECO and the Green Deal. The overall aim of the project is to deliver 750 installations across the county, of which a significant number will be across Bromsgrove and Redditch.

Delivering ECO in Redditch Homes

As part of their capital works and repairs and maintenance programmes, Redditch Borough Council have used ECO alongside their social housing capital funds to continue energy efficiency improvements to their housing stock, including loft, cavity wall and external wall insulation and boiler upgrades.

Bromsgrove LSP – Environment is Key Priority

The Bromsgrove Local Strategic Partnership has Environment as one of its key priorities and the partnership's Better Environment Theme Group has actions to improve home energy efficiency.

Act on Energy Helpline for Local Residents

Both councils fund a local energy advice agency to provide impartial energy saving advice to residents via a Freephone Helpline and face to face support via events and home visits.

Pioneer places project – supporting local village hall projects.

Working alongside the county council we were able to utilise funds from the pioneer places project to highlight energy efficiency measures in the community. This was done through local community buildings in Bromsgrove and Redditch.

WHERE ARE WE NOW - DATA UPDATES

Reduction in energy consumption and carbon emissions

Bromsgrove

In 2012, Bromsgrove residents consumed an average of 795.8 GWh (gigawatt hours) of energy¹, with gas accounting for 74% of the total, 22% electricity, 3% oil. This is a very similar energy consumption to the 2011 data set showing domestic energy consumption at 796.9GWh. Based on the 2009 levels of 842.7GWh this equates to a 6% reduction in energy consumption.

Each year, DECC publishes CO₂ emissions estimates for all local authority areas. In 2012, an average of 8.6 tonnes of CO₂ was emitted per person in Bromsgrove. Domestic emissions (see below) accounted for 28% of the total emissions of 811.6 in 2012.

Year	Total domestic emissions (ktCO₂)	Domestic Emissions per person (tonnes)	Total Emissions per person (tonnes)
2009	219	2.3	8.8
2010	233	2.5	9
2011	205.8	2.2	8.4
2012	228	2.4	8.6

Although CO₂ emissions in the domestic sector have remained relatively static since 2010, the emissions per capita are still higher than the local and national averages. This is not surprising considering the large numbers of rural, older homes and homes off the mains gas network. We will continue to support schemes that promote and install energy saving measures in homes and particularly engage with energy suppliers delivering ECO support under the Rural Obligation.

Redditch

In 2012, Redditch residents consumed an average of 582.1 GWh (gigawatt hours) of energy¹, accounting for 40% of the total energy consumption. With gas accounting for 75% of the domestic total, 23% electricity, 1% oil. This is a very similar energy consumption to the 2011 data set showing domestic energy consumption at 590.3GWh. Based on the 2009 levels of 624GWh this equates to a 6.71% reduction in energy consumption in the domestic sector.

Each year, DECC publishes CO₂ emissions estimates for all local authority areas. In 2012, an average of 5.2 tonnes of CO₂ was emitted per person in Redditch. Domestic emissions (see below) accounted for 38% of the total emissions of 440.4 in 2012.

Year	Total domestic emissions (ktCO₂)	Domestic Emissions per person (tonnes)	Total Emissions per person (tonnes)
2009	162.8	2.0	5.4
2010	173.2	2.1	5.6

¹ Based on 2012 sub-national electricity and gas consumption statistics.

2011	153.0	1.8	5.1
2012	168.5	2.0	5.2

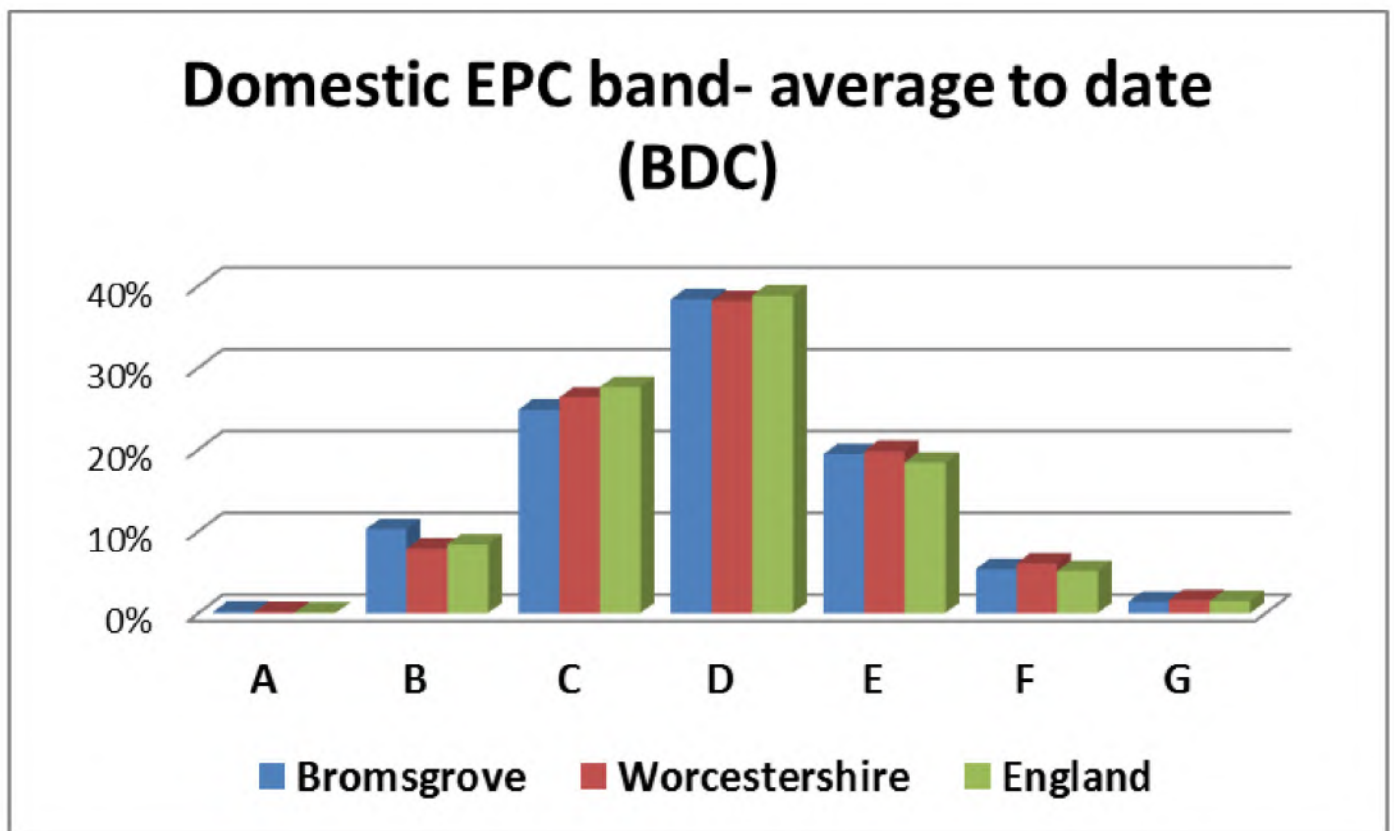
CO₂ emissions in the domestic sector have remained relatively static since 2009. The emissions per capita are lower than the local and national averages. This is not surprising considering the large numbers of newer properties in the borough and levels of insulation and access to main gas across the borough. The Council will continue to support schemes that promote and install energy saving measures in homes and particularly engage with energy suppliers delivering ECO support.

Energy Efficiency – EPC Data

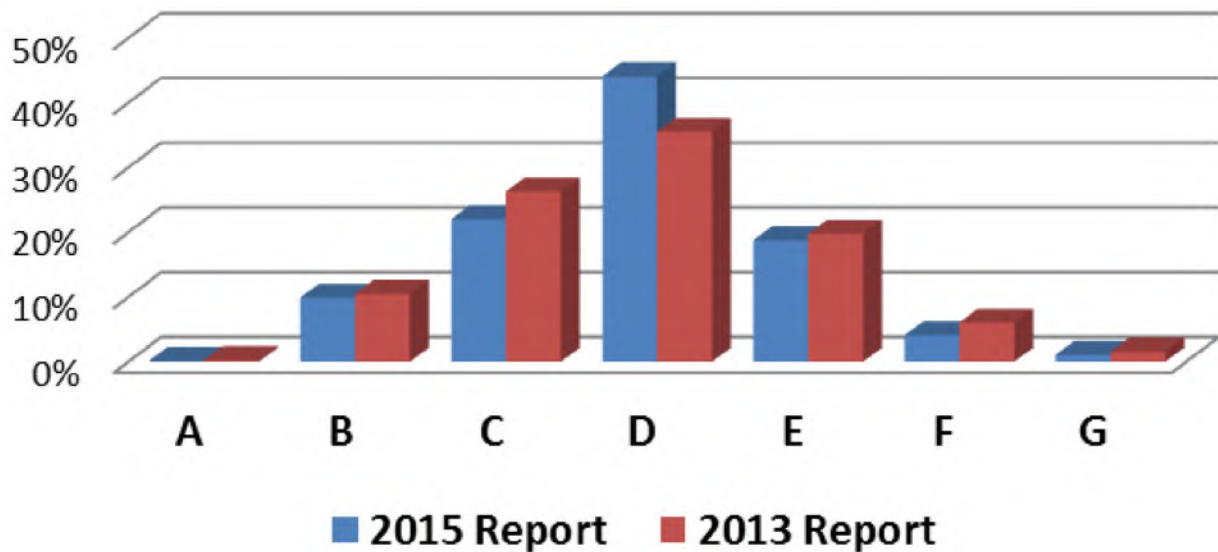
Energy Performance Certificates (EPCs) provide a measure of a home’s energy efficiency as a cost index and are required when properties are sold or rented and also when the Feed in Tariff, Renewable Heat Incentive or a Green Deal loan is required. An average home is considered reasonably efficient and will be represented as band D, less efficient homes in band E, F and G.

Bromsgrove

Based on all EPCs recorded to date in Bromsgrove, there are a greater proportion of band D properties. There are fewer properties in the less energy efficient bands of F and G. Over the last 2 years since the previous report was published, the data indicates that the proportion of homes in the least energy efficient bands has reduced with an increase in the proportion of the more efficient band D properties, with an increase from 36% to 44%.



Average EPC band change since previous report (BDC)



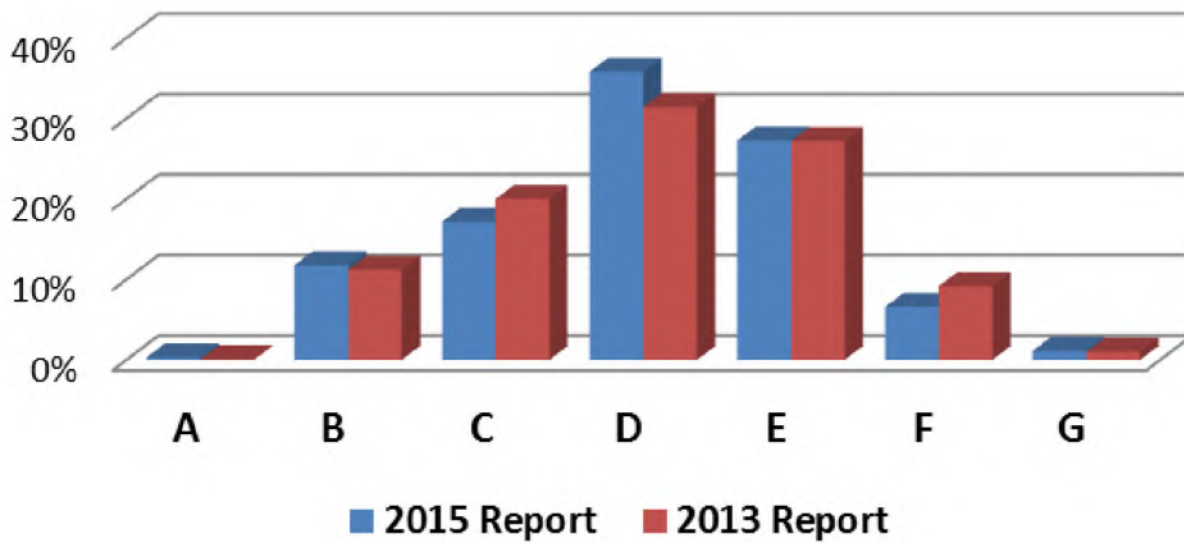
Environmental Impact

EPCs also provide an Environmental Index (EI) to indicate the impact a home has on the environment. Band D is considered average with bands E, F and G having a greater adverse impact. There are greater number of households in band B than that of Worcestershire or England, and lower levels of homes in bands F and G. There has also been a further reduction since the previous report in homes in the F band and an increase in band B and D homes.

Domestic EPC band- average EI to date (BDC)



Average EI change since previous report (BDC)

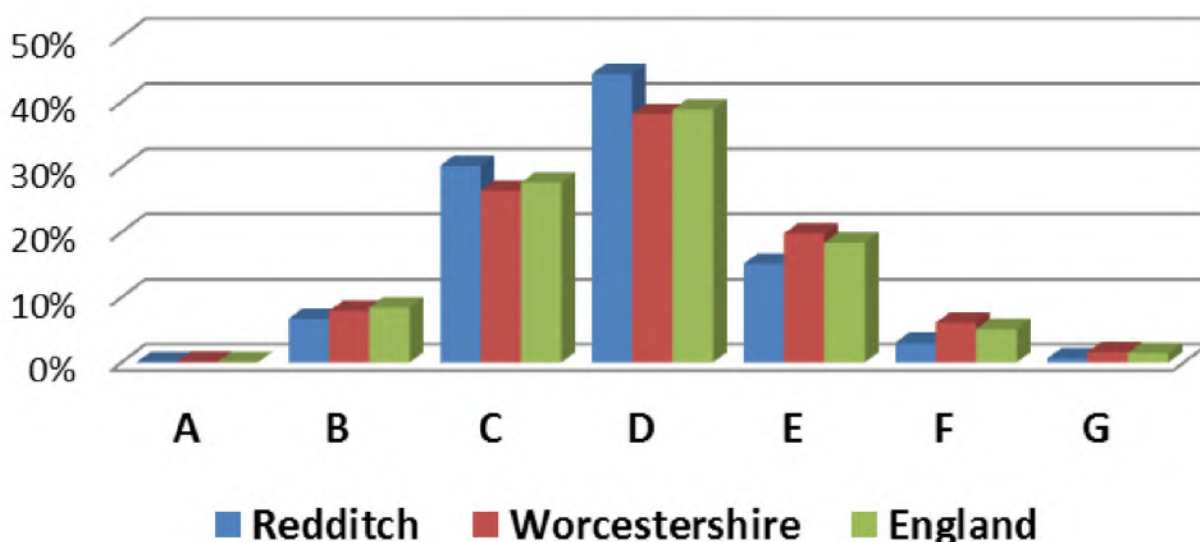


(Data source:- DCLG Dec 2014)

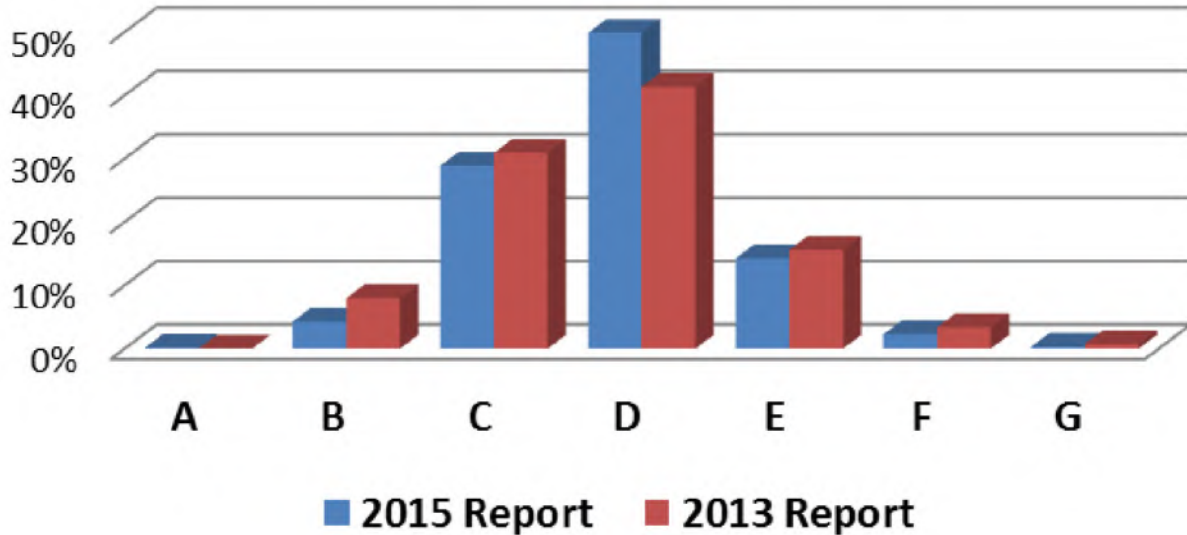
Redditch

Based on all EPCs recorded to date in Redditch, there are a greater proportion of band D properties. There are fewer properties in the less energy efficient bands of F and G. Over the last 2 years since the previous report was published, the data indicates that the proportion of homes in the least energy efficient bands has reduced with an increase in the proportion of the more efficient band D properties, with an increase from 41% to 50%.

Domestic EPC band- average to date (ReddBC)



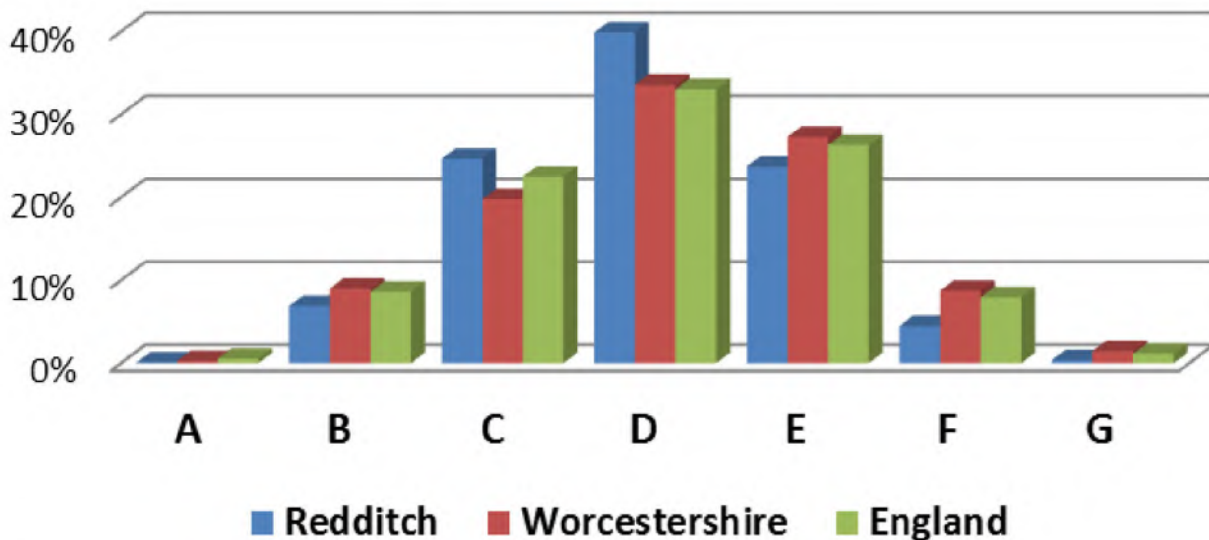
Average EPC band change since previous report (ReddBC)



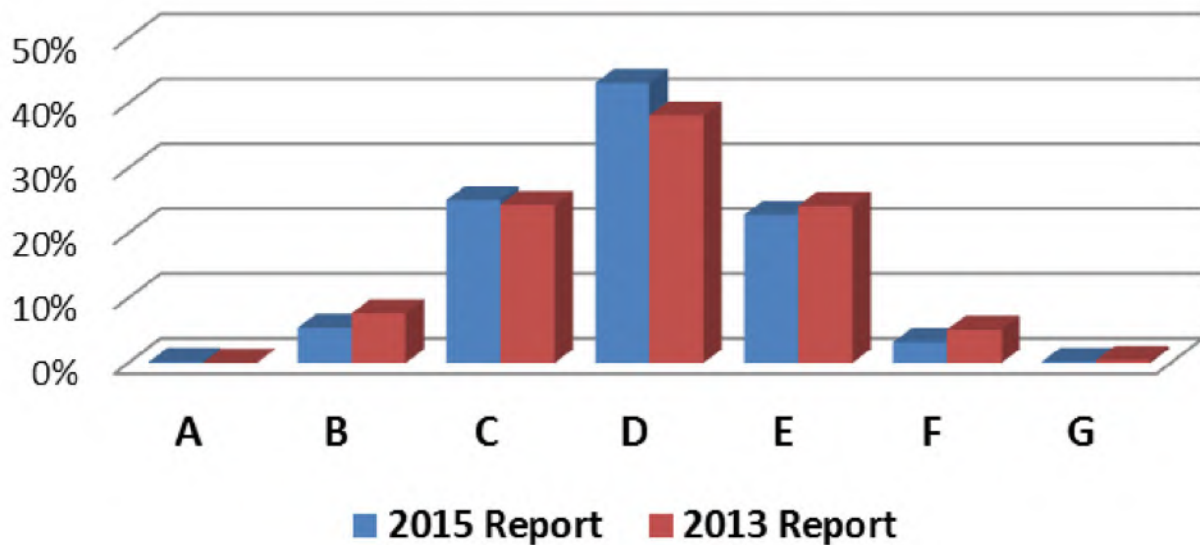
Environmental Impact

In terms of the environment, there are greater number of households in Redditch in band B than that of Worcestershire or England, and lower levels of homes in bands E and F. There has also been a further reduction since the previous report in homes in the F band and an increase in band C and D homes.

Average EI change since previous report (ReddBC)



Average EI change since previous report (ReddBC)



(Data source:- DCLG Dec 2014)

Renewable Energy Generation

The government introduced a Feed in Tariff (FIT) scheme in 2010 to encourage an increase in locally generated electricity. This has recently been extended to renewable heat generation through the Renewable Heat Incentive (RHI).

Bromsgrove

Since the previous HECA report there have been 274 domestic, 9 commercial and 1 community photovoltaic installations with a total installed capacity of 1.267MW. To date, this represents 1.9% of the West Midlands total renewable energy generation of 181.077 MW compared with 23.664MW in Worcestershire which equates to 14.9% of Worcestershire's total renewables.

Technology	Domestic installations	Installed capacity (MW)	Other installations	Installed capacity (MW)	Total installations	Installed capacity (MW)
Photovoltaic	835	3.047	22	0.48	857	3.531
Micro CHP	1	0.001	0	0	1	0.001
Totals	836	3.048	22	0.943	858	3.532

Total installations in Bromsgrove April 2010- Jan 2014(Source- Ofgem)

Redditch

Since the previous HECA report there have been 303 domestic, 3 commercial, 1 industrial and 1 community photovoltaic installations with a total installed capacity of 1.233MW.

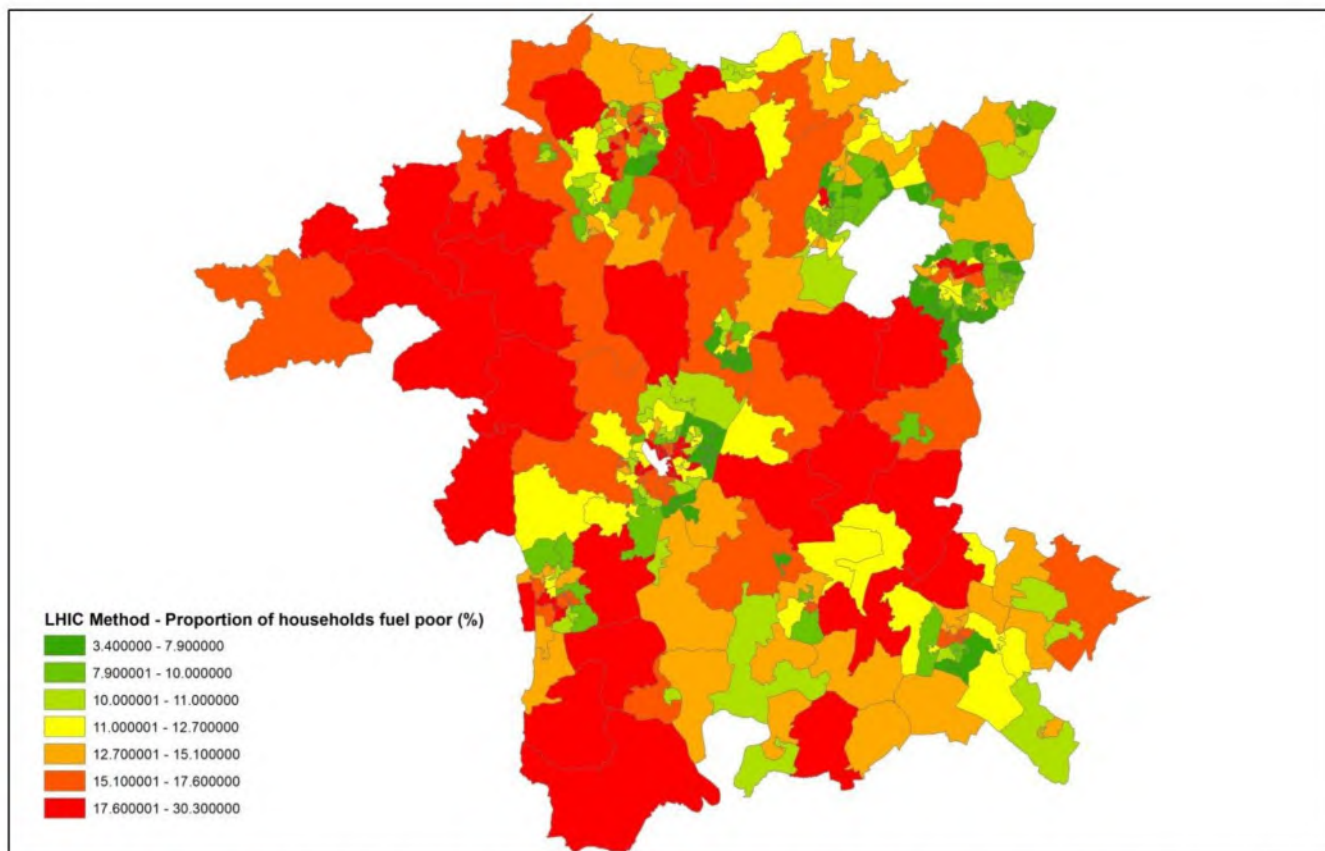
To date, this represents 1.4% of the West Midlands total renewable energy generation of 181.077 MW compared with 23.664MW in Worcestershire which equates to 10.92% of Worcestershire's total renewables

Technology	Domestic installations	Installed capacity (MW)	Other installations	Installed capacity (MW)	Total installations	Installed capacity (MW)
Photovoltaic	691	2.369	12	0.215	703	2.585
Micro CHP	1	0.001	0	0	1	0.001
Totals	692	2.370	12	0.067	704	2.586

Total installations in Redditch April 2010- Jan 2014(Source- Ofgem)

.Fuel Poverty

Traditionally, fuel poverty has been assumed to exist where a household needs to spend 10% or more of their income on energy. On this basis homes in Bromsgrove had reduced from a peak in 2009 of 22.7 to 14% in 2012. In Redditch the fuel poverty figures have reduced from a peak in 2009 of 21% to 11.4% in 2012.



In 2012 the definition was revised to consider a more complex model linking low income with a high household energy requirement. The latest government statistics are for 2012 and indicate that Bromsgrove now has 10.9% or 4,081 homes in fuel poverty which is slightly more than the England average of 10.4%, but significantly less than local comparisons of the West Midlands at 15.2% and less than the Worcestershire average of 12.5%. Using the new statistics the 2012 data for Redditch is 10.4% or 3,537 homes which again is lower than the midlands average and the lowest figure in Worcestershire.

Act on Energy activity on behalf of Bromsgrove and Redditch Council's

Since the previous HECA Report in March 2013, the council has maintained an agreement with Act on Energy to support residents in achieving energy efficiency improvements in their homes. This has resulted in the following activities being carried out in the council's area and other actions that assist the council in delivering energy improvements.

- Contribute to project planning meetings for affordable warmth etc
- Assist in Green Deal Communities funding bids
- Delivery of Green Deal Communities bid
- Carry out Workshops for residents
- Hold events within flu jab clinics
- Assist in Green Deal and other events
- Hold advice sessions at Health Centres
- Provide a Freephone advice service for residents and referrals to Green Deal and ECO
- Carry out home visits to vulnerable households
- Support on switching energy supplier
- Officer support
- Delivery of HECA support and updates
- Training to front line staff
- Supporting the in house energy group

In addition, Act on Energy supports several local authorities in the area through local, regional and national events including the following, which provides additional support to the council:-

- A sub-regional HECA Consortium Group discussing energy issues and local projects
- Feedback information from the Regional and National Carbon Action Network
- Representation at the regional Fuel Poverty Forum and Sustainable Housing Group
- Support through the European Covenant Capacity program
- Liaison with GD Providers and Installers/Energy Suppliers to access Green Deal and ECO
- Update on proposed energy related legislation and feedback on government consultations.

HECA Action Plan (supported by individual action plans for carbon reduction, sustainability and affordable warmth)

Activity	Purpose	Timing
Information and advice	Training for staff/partners/other agencies in energy efficiency and information/advice for realistic improvement options for saving energy householders.	Annual
Promotion	Use all available methods to promote/support local energy saving initiatives and signpost to relevant local agencies for further advice.	On going
Measures	Identify local contractors/installers of energy saving improvement measures for referrals from households. Develop/support/fund local projects for the installation of measures.	On going
Grants, subsidies and loans	Ensure local access to Green Deal and ECO finance and other national and local funding and provide additional support for vulnerable households.	As appropriate
Fuel poverty	Engage with other agencies to identify and support vulnerable households to access additional support and carryout improvement measures to improve their ability to afford heating to aid their health and wellbeing	On going
Data/reporting	Collate relevant data to assess reduction in energy/CO2/fuel poverty	Bi-annual